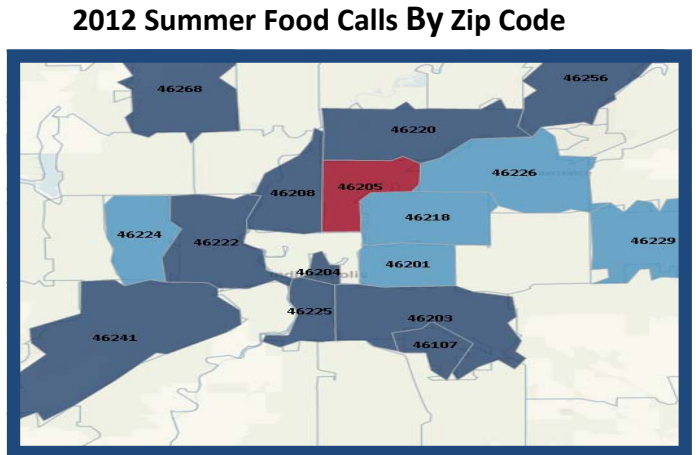
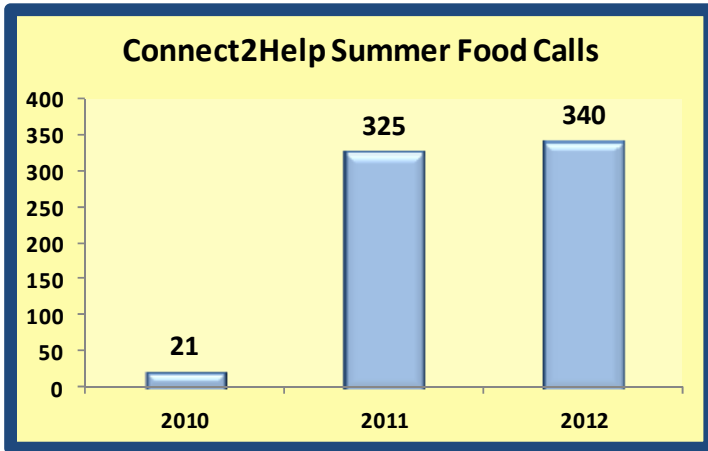


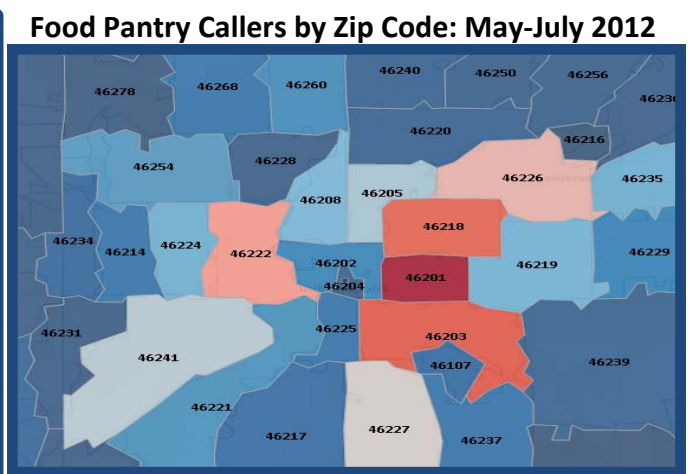
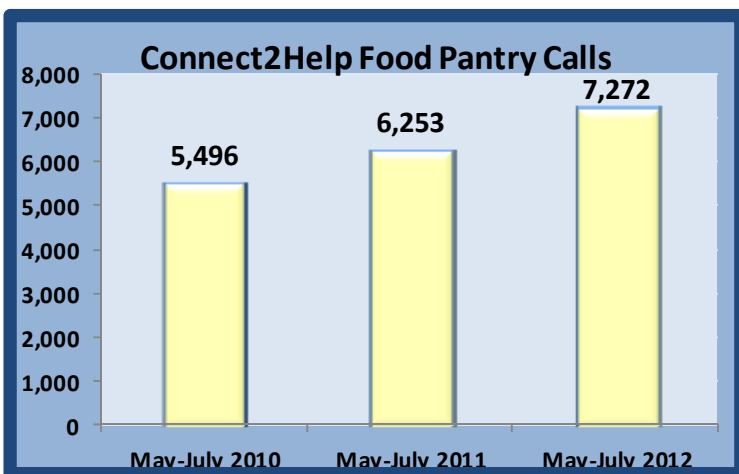
## The Need for Food Continues



Connect2Help responded to **340 calls for summer food programs from May-July 2012**. This is slightly higher than the summer of 2011 and exponentially higher than the summer of 2010, when there was less publicity for the program. While the number of calls were fairly similar between 2011 and 2012, **Connect2Help made significantly more referrals to the Summer Servings Program in 2012 (315) than in 2011 (163)**.

The **map above** shows the location of summer food program callers by zip code. The number of calls ranged from 1 (in dark blue) to 4 (in red).

**Emergency food** continues to be one of Connect2Help callers' most pressing needs. From May-July 2012, almost 7,300 callers requested help to feed their families. This is a **16% increase** compared to the same time frame in 2011.



The **map above** shows the location of food pantry callers by zip code. The number of calls ranged from 12 in zip code 46231 (in dark blue) to 587 in zip code 46201 (in red).